

*the Great
Outdoors.*



 caesarstone®



Back to Nature

More than ever before, we are looking for a closer connection to nature and the outside world, and in doing so, we are discovering the joys of outdoor living.

As homeowners, we want to elevate our outdoor spaces, turning them into more permanent environments that can be enjoyed year-round, extending our living areas and enhancing our quality of life.



The Joy of Alfresco Living

From a fully equipped outdoor kitchen in a country garden to a sleek BBQ station on a city apartment terrace, or a sophisticated al fresco dining area in a suburban


home, however you imagine your dream outdoor space, the Caesarstone Outdoor Collection will help you bring your vision alive.



515 Palm Shade

Taking the classic style of white marble, Palm Shade will define your garden kitchen. It is an elegant surface that works alongside stainless-steel barbecues, wooden butcher-blocks, or as a spectacular stand-alone island feature. Its white base and subtle veining are anything but plain; its translucency giving the surface an


earthy depth. Versatile by design, this beautiful stone complements neutral facades and varying landscaping materials, decking and pavers. Palm Shade is a fresh accent that brings lightness to an outdoor setting where preparing food has never been so refined.



405 Midday

Midday works equally well next to neutral facades, tiling and stone or light wooden decking. The organic look relates to the beauty of nature, conjuring up relaxing gardens with accents of metal or glass or alongside

classic wicker furniture. Plant pots in warm grey, beige or terracotta complete the outside setting; the surrounding foliage creating a play of light and shadows on this stylish countertop.



406 Clearskies

Contemporary gardens embrace organic materials such as concrete, slate, clay pavers and wooden decks. Each material acts as a compliment to Clearskies, which brings an earthen style to outdoor countertops, backsplashes and tables. Metallic accents in black or brass sit alongside

chopping boards and cookware, all working in visual harmony with healthy meals prepared and grilled, steamed or smoked outdoors and served on ceramics, wood or slate boards.



Working Inside Out



Planning an outdoor kitchen or entertaining space can be a daunting task and a good designer or outdoor kitchen specialist can help make the most of what you have and really bring your dream to life. However, to brief them, you will need to have a good idea of what you want. Here are six things you should be thinking about:

01.

Where to start? Think of your outdoor space as a room without the physical structural envelope of a house around it. Start planning it by listing all the activities you would like to take place out there. Think mealtimes, hobbies, relaxing with a good book. What type of entertainer are you and what does your perfect outdoor evening look like with friends and family? This will help you define what you need.



02.

Be inspired. If you're short of style ideas, your previous travels can be a great place to start. Holidays are often spent relaxing outdoors, so dive back through your photo albums in the search for interesting decor and design elements. Restaurants, terraces and cafes, rooftop bars and even casual beach cafes can provide useful references for materials and designs. Lookout for wall-cladding, roofing structures, pergolas and planting ideas.



03.

Plan for the winter. UK summers can be unpredictable and the key to a good outdoor space in temperate climates lies in durable, year-round materials that require little or no maintenance. Caesarstone's Outdoor Collection has been tested to perform in high summer temperatures as well as freezing lows of winter, so you can throw on a big coat, stoke the firepit and enjoy an outside drink year round, including those clear and frosty nights.






04.

Living pantry. Make the most of your outdoor cooking space by planning an area for growing your own herbs. These will look gorgeous, spilling down from their pots and across your countertop, as well as being close to hand in order to flavour all those delicious outdoor dishes. And the smells! Not only will your herb garden add aesthetic value, think of the gorgeous aromas of lavender, rosemary and lemon thyme wafting gently across your outdoor kitchen.

05.

Layout smart. Is your outdoor kitchen going to be right next to your indoor one, or self-contained in the sunny spot at the other end of the garden? Most will be next to or close to the house but if you are planning to site yours at the other end to maximise sunlight, for example, then it's worth thinking about creating additional storage for your most used items to save you forever running backwards and forwards for cooking utensils, plates, cups and serving bowls.



06.

Alfresco Bar. Not all outdoor entertainment areas need an extensive outdoor kitchen complete with appliances and cooking equipment. You can opt for a more contemporary approach by creating a large open space with beautiful decking and a highly versatile bar. This table-like structure, just like a regular kitchen island, can be clad using the Caesarstone Outdoor Collection and used for anything from food prep and dining, to crafts and hobbies. This type of solution can really suit design schemes that provide a seamless transition from indoor kitchen extension to outdoor patio, as the material flows from one to the other.

Chasing the Sun

Designed and tested to withstand the sun's rays and the most extreme conditions year after year, Caesarstone's new outdoor surfaces

provide the answer for every homeowner's desire to cook, dine and entertain from the comforts of their own outdoor space.





How to Buy Caesarstone

Caesarstone outdoor surfaces are available as large slabs, approximately 3 metres by 1.44 metres and come in 20mm thickness, exactly like a slab of marble or granite. A fabricator or stonemason will first need to template the area where the stone will be installed. Consequently, the slab(s) will be cut and finished into the various parts and then installed to fit within your space.

This work can be arranged either directly with a stone mason or fabricator or alternatively via your landscape designer, architect or kitchen studio. You may already have your preferred Caesarstone samples but if not, these can be requested by emailing info@caesarstone.co.uk.

Some variation in colour and pattern can occur. We always recommend viewing a full slab or product installation as part of your colour selection process.

Virtually maintenance free, Caesarstone's hard, non-porous surfaces are simple to clean and require no sealing to renew their lustre. In most cases, soap and water or a mild detergent is enough to keep your Caesarstone surfaces looking like new. If necessary, you can use a non-abrasive soft soap along with a non-scratch or delicate scrub pad. Afterwards, thoroughly rinse with clean water to remove residue. Please note that Caesarstone finishes other than polished may require increased daily maintenance due to their distinctive appearance.

For added peace of mind, Caesarstone Outdoor surfaces come with a 10-year limited warranty and are backed by professional customer service and support.

Quality and service

Caesarstone has received worldwide recognition for its commitment to quality, safety and environmental standards. Each one of our surfaces is carefully inspected to ensure that it meets the highest level of international quality standards.



Request samples by emailing
info@caesarstone.co.uk

For all other enquiries please call us on
0800 - 158 - 8088

UK Head Office, distribution centre and Studio
Unit 3, Navigation Park
Morson Road, Enfield
London, EN3 4NQ

Manchester distribution centre and Studio
Unit 38, Wheel Forge Way
Ashburton Point, Trafford Park
Manchester, M17 1EH

Visit www.caesarstone.co.uk
to see the entire collection

